






The Optoelectronic Manufacturing Corporation



Front Firing Flexistrip™





Technical Datasheet

High performance, extreme-versatility 12V DC flexible strips of next generation LEDs designed for industrial, architectural, signage and many other illumination and lighting applications.

Key Features:

- Highly energy efficient 12V DC design
- Industry highest LED density (~11mm spacing)
- Compact, low profile and highly flexible
- Very high brightness
- Output characterised for lighting applications
- Side firing version also available
- Up to 2.4 metres can be powered from one end
- Built-in antistatic protection
- Built-in reverse polarity protection
- Cut and link points regularly spaced along strip length
- Can be cut or joined end-to-end to form different lengths
- Low cost LED lighting solution
- RoHS Compliant



Typical Applications:

- Replacement of fluorescent light sources
- Built-up and flat-cut letter illumination
- Light box illumination
- Accent lighting
- Backlighting
- Lighting for machinery
- Strip lights
- Furniture illumination
- Long-life alternative to neon
- Low energy lighting
- Lighting for point-of-sale applications
- Edge-illumination of acrylic lightguides
- Simple and cost-effective LED lighting for almost any application



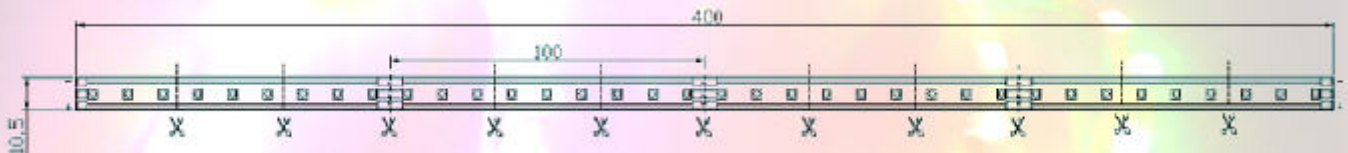
Typical electro-optical characteristics at applied voltage = 12V DC and Ta=25°C

Part no.	LEDs per 400mm strip	Light output per 400mm strip	Beam angle 2θ½	LEDs per meter
FFSW1	36 x Ultrabright White	120 lumens	120°	90
FFSR1	36 x Ultrabright Red	57 lumens	120°	90
FFSG1	36 x Ultrabright Green	60 lumens	120°	90
FFSB1	36 x Ultrabright Blue	32 lumens	120°	90
FFSY1	36 x Ultrabright Amber	54 lumens	120°	90

Colours are for ease of reference only and do not indicate exact shade of LED output.

Mechanical information

- ◆ Strip length 400mm
- ◆ Strip width 10.5mm
- ◆ Strip height 2.1mm
- ◆ 36 LEDs per 400mm strip
- ◆ Cut points every 3 LEDs
- ◆ Solder points every 9 LEDs (100mm)



Absolute maximum ratings (Ta=25°C where applicable)

Quantity	Rating
Strip Applied Voltage	12V DC
LED Reverse Voltage	5V
Operating Temperature Range	-35°C to +65°C
LED Forward Current	20mA
Temperature Range in Storage	-35°C to +100°C
Strip Forward DC Current	240mA



Application notes

- ◆ Do not apply voltages greater than 12V DC to this product or damage may occur.
- ◆ Although electrostatic protection is built into this product, as with any semiconductor device it is recommended to avoid unnecessary electrostatic discharge.
- ◆ Connect supply anode to + solder pad, cathode to - solder pad
- ◆ For series lengths greater than 2.4m, wiring in a "ring main" style configuration (i.e. a power feed at each end) is strongly recommended to reduce voltage drop. For very long lengths it is recommended to connect a power feed back to the supply after every 12 full strips.
- ◆ Cut only at designated cut points. Do not cut between cut points as this will damage the product.
- ◆ Use of a regulated 12V DC supply is recommended.
- ◆ Do not expose to moisture unless product has been damp protected.
- ◆ Product may be fixed in place using double sided adhesive foam, hot glue or silicone.
- ◆ For soldering, use of a small 25W general purpose mains soldering iron is recommended, recommended soldering temperature is 260°C for maximum 5 seconds.

The Optoelectronic Manufacturing Corporation (UK) Ltd.

Cardrew Industrial Estate,
Redruth,
Cornwall
TR15 1SS

Tel: 01209 215424

Fax: 01209 215197

General e-mail: omc-sales@omc-uk.com

www.omc-uk.com